



# ELCHC Service Delivery & Efficiency Committee Meeting

Thursday, October 3, 2024 @ 3:00 pm

6302 E. Martin Luther King, Jr. Blvd., Suite 100 Tampa, FL 33619

<https://us06web.zoom.us/j/84566832518?pwd=0EV5JhXl8raa90lgPm9fmpQOOyZnko.1>

Meeting ID: 845 6683 2518

Passcode: 134006



## Service Delivery & Efficiency Committee Meeting Agenda Packet

Thursday, October 3, 2024

### I. CALL TO ORDER

A. Jae

A. Roll Call/Quorum Verification

### II. PUBLIC COMMENT

A. Jae

Individuals wishing to address the Early Learning Coalition of Hillsborough County Board of Directors must complete a Public Comment Request Card and submit it to the official recorder prior to the noticed start time of the meeting. Said comments will be limited to three (3) minutes per individual on a first-come, first-serve basis, and only at such time as is identified on the official meeting agenda for public comment.

### III. ACTION ITEM

### IV. DISCUSSION ITEMS

A. 23-24 Quality Survey Data Summary - 3

S. Francois

B. 23-24 iSpy Tampa Bay Program Recap - 7

N. Gonzalez

C. Inclusion Video

C. Haines

### V. CEO REPORT

Dr. Frederick  
Hicks

A. Education of Young Children Summit 2024-Reflections

B. Provider Visits

C. Year-To-Date Enrollment Report - 16

### VI. ANNOUNCEMENTS

A. Jae

A. On My Way to Kindergarten Trunk or Treat Event -October 12, 2024  
Time: 3:00 p.m. - 5:00 p.m.  
Location: Mort Elementary

B. Day of Play-December 7, 2024  
Time: 10:00 am-12:00 p.m.  
Location: Jackson Springs Community Center

C. Service Delivery & Efficiency Committee Regular Meeting- Thursday,  
January 30, 2025

### VII. ADJOURNMENT

A. Jae



# FY 2023-2024 Quality Survey Data Summary



**EARLY LEARNING**  
COALITION OF HILLSBOROUGH COUNTY

# Quality Survey Data Summary

---



## How the ELCHC Has Impacted SR/VPK Programs:

Out of 729 participants, 225 respondents shared their insights on the impact of the ELCHC, highlighting the following key areas:

**Quality of Care:** A significant portion of providers reported that the ELCHC has enhanced their ability to offer high-quality care to children, indicating a positive influence on program standards.

**Staff Retention and Morale:** Many respondents noted improvements in staff retention and morale, suggesting that the ELCHC's support has fostered a more stable and motivated workforce.

**Family Engagement:** The coalition has contributed to increased family engagement through various activities, which are essential for building a supportive environment for children.

**Access to Resources:** Providers appreciated the access to updated information and classroom materials, which have facilitated better educational experiences for enrolled children.

**Overall, while 504 individuals chose not to respond, the feedback from those who did demonstrates that the ELCHC has had a substantial and positive impact on our program.**



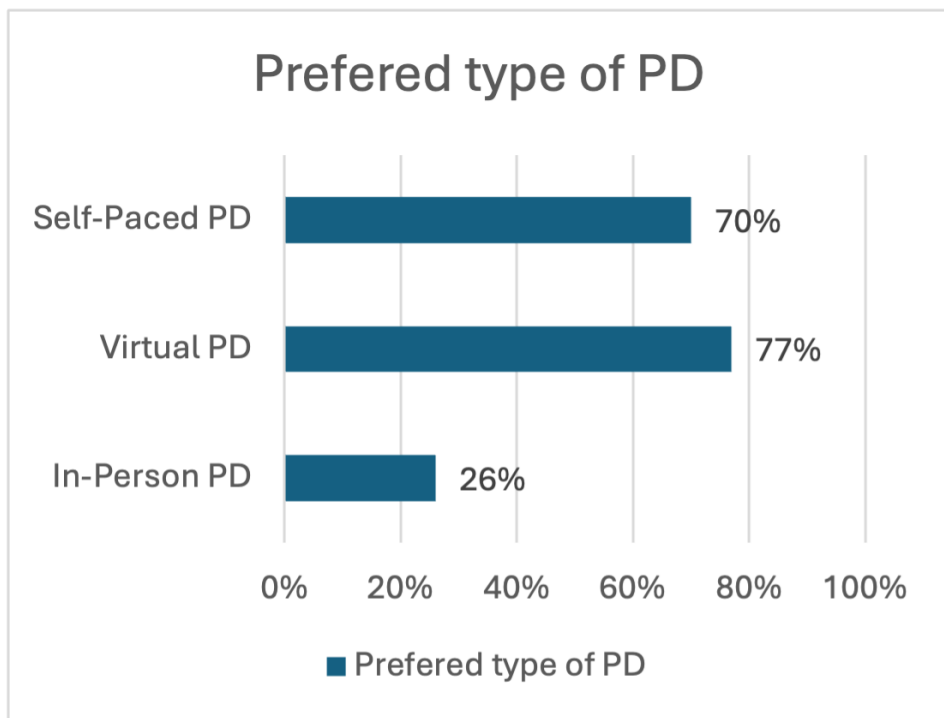
**47%** of providers would be interested in Nap Chats trainings & Technical Assistance if offered by the Division of Early Learning (DEL).



**Preferred Professional Development (PD) times:**

- Saturday mornings
- Weeknights (Monday - Thursday)

# Quality Survey Data Summary



Preferred type of Professional Development



**729** people responded

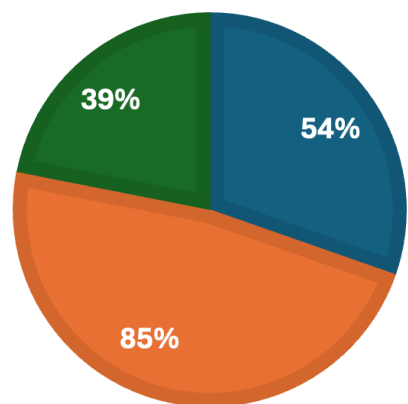
- **58%** - Teachers
- **30%** - Director/Owner
- **13%** - Other staff

# Quality Survey Data Summary



## TOP 3 REQUESTED PD TOPICS

- Early Interventions for differently abled children
- Age Specific Best Practices
- Social & Emotional Classroom Support



Top 3 Requested Professional Development Topics



**63%** of providers have taken professional development to support CLASS observations.

**88%** would take self-paced courses when offered.



**iSpy** Tampa Bay

by the **EARLY LEARNING COALITION** OF HILLSBOROUGH COUNTY

# FY 23-24 Recap



# What is iSpy Tampa Bay?

---



**iSpy** Tampa Bay

by the **EARLY LEARNING COALITION** OF HILLSBOROUGH COUNTY

- iSpy is a program, part of the 3-5 initiative of the ELCHC, in partnership with some of Tampa's best cultural venues to provide access and science-centered activities.
- This is a unique exciting opportunity modeled by a program in Denver, called "Denver 5 By 5".



# iSpy Tampa Bay 2023-2024

---



Best practices in science and nature play.



Increase vocabulary and enhance conceptual understanding.



Nurture natural curiosity.



Encourage family activities that invite observation, exploration and investigation.

# iSpy Tampa Bay 2023-2024

---



## Materials

Our participating classes receive classroom materials and backpacks for teachers and students filled with STEM materials to foster children's exploration of the world around them.



## Professional Development

Participating teachers take 5 hours of professional development including trainings on unique STEM concepts and exclusive trainings from our community partners.



## Child Experiences

Children and teachers receive passes to our partnering cultural attractions to enhance their STEM experiences outside of the classroom.




## Gallery Walk

Participating classrooms submit a display board or virtual presentation for our gallery walk to share ideas and concepts they implemented throughout the year.

# iSpy Tampa Bay 2023-2024

  
**THE FLORIDA  
AQUARIUM**



**Glazer  
Children's  
Museum**



**Zoo  
Tampa**  
AT LOWRY PARK



**MOSI**  
KEEP DISCOVERING



# iSpy Tampa Bay 2023-2024

---



## Participation

- 751 children
- 156 teacher/directors
- 35 returning classrooms
- 42 new classrooms
- Total of \$34,250 in stipends paid out



## Attraction Visits

Over 2,000 visits made to local attractions between February-May



## Classroom Materials

- 42 classrooms received iSpy bundle
- 20 classrooms received Kodo Kits
- 15 classrooms received extra STEM materials



## Professional Development

330 hours of Professional Development in STEM





## Coding & Robotics

- 30 classrooms/36 teachers participated
- 19 Childcare centers and/or Family Child Care Homes
- 2-part Professional Development course in Coding & Robotics
- Coaching/TA support

## Bee Bot Starter Kit

- 1 Bee Bot
- 4 Programmable Mats
- 1 Set Directional Cards
- 5 Read Aloud Books
- Storage







# Year-to-Date Enrollment Report

## School Readiness (SR) & Voluntary Prekindergarten (VPK)



**SR**  
School Readiness

Total SR Children Enrolled YTD	<b>20,215</b>
# of Unique Abilities Children Enrolled	<b>65</b>
Total # of SR Contracted Providers with SR Enrollments	<b>715</b>
% of SR Providers with Enrollments	<b>89.2%</b>
<small>* Unduplicated cumulative number. Last Updated: 7/9/2024</small>	
Monthly average # of children on the list	<b>859 children per month YTD</b>
Monthly average wait time of approved SR waitlist application	<b>19 days on the wait list YTD</b>

**VPK**

Total VPK Children Enrolled YTD	<b>11,104</b>
Total VPK SIS Children YTD	<b>16</b>
Total # of VPK Contracted Providers with Enrollments	<b>434</b>
% of VPK Providers with Enrollments	<b>94.6%</b>
<small>Last Updated: 7/9/2024</small>	

**VPK Applications**  
Funding Year 24-25  
**9,195**

Last Updated: 7/9/2024

	YR 22-23	YR 23-24
<b>Performance Measure 1</b>		
<b>Completed</b>	9,605	9,310
Intervention	15.2%	15.7%
Urgent Intervention	10.2%	11.2%
<b>Performance Measure 2</b>		
<b>In Progress Now</b>	9,354	9,357
Intervention	10.0%	10.4%
Urgent Intervention	6.2%	7.4%
<b>Performance Measure 3</b>		
-	9,464	9,334
Intervention	7.5%	6.6%
Urgent Intervention	5.6%	6.4%

**VPK FAST PM**  
Benchmark Tracking

**Currently in PM2**  
Last Updated: 7/9/2024





## Definitions of Key Data Points



- **Total SR Children Enrolled YTD:** The unduplicated cumulative number of economically disadvantaged children enrolled in the School Readiness program year-to-date. This includes Match and all local funding.
- **# of Unique Abilities Children Enrolled:** The number of children identified as needing a special needs rate and actively enrolled at a validated special needs provider.
- **Total # of SR Contracted Providers with SR Enrollments:** The overall number of contracted providers participating in the School Readiness program with enrolled children.
- **% of SR Providers with Enrollments:** The percentage of School Readiness providers that have enrolled children, indicating program utilization.



- **Total VPK Children Enrolled YTD:** The total number of children enrolled in the Voluntary Prekindergarten program year-to-date.
- **Total VPK SIS Children YTD:** The total number of therapy sessions provided in the Voluntary Prekindergarten Specialized Instructional Services (VPK SIS) program year-to-date. Please note that this is based on therapy sessions paid during the service period and is available after the 25th of the following month.
- **Total # of VPK Contracted Providers with Enrollments:** The overall number of contracted providers participating in the Voluntary Prekindergarten program with enrolled children.
- **% of VPK Providers with Enrollments:** The percentage of Voluntary Prekindergarten providers that have enrolled children, indicating program utilization.

\* VPK applications open on January 1st of for the 23-24 VPK funding year.

### Voluntary Prekindergarten Florida Assessment System for Teachers Progress Monitoring (VPK FAST PM) Benchmark Tracking

- **VPK FAST:** Voluntary Prekindergarten Florida Assessment System for Teachers - Star Early Literacy is a computer-adaptive assessment administered at the beginning, middle, and end of the program year to measure and monitor students' early literacy and numeracy skills in the VPK program.